



# Veditz Chapter of American Sign Language Teachers Association (VASLTA)

\* \* \* \* \*

July 2005 Issue

## President's Corner

Greetings!

I hope you are all enjoying your summer, and getting lots of fun and relaxation. You'll need all the rest you can get to be ready for our upcoming year.

This issue of our newsletter describes what VASLTA has been doing for the past year. As you can see, we have been incredibly busy sponsoring workshops and attending expositions. You will see descriptions of all that have have done in the past year inside these pages. We are very pleased that so many of you have been attending the workshops and working hard on getting your certifications from ASLTA.

Plans have already been made for a two-day workshop on August 25 & 26 by Jason Zinza, geared primarily towards high school teachers of ASL. This is the fastest growing area of teaching, and one which demands a great deal of professionalism. I hope you will take advantage of these fantastic workshops in August to learn about Virginia's SOLs and how to apply them to ASL teaching. We'll also have an opportunity to look at Jason Zinza's new textbook, written specifically for high school ASL teaching. Look for the flyer with registration form enclosed with this issue.

Finally, I'd like to thank all of our outgoing Board members - Sandy Wise, Kris daCosta-Warshauer, Juanita Hall, and Patricia Beech for all of their wonderful work for the past few years, and wish them well as they pursue new endeavors. I will miss them all! Patricia will be with us for a few more months unofficially to help our new PDC (Mary Bagby), and will continue to maintain the VASLTA website.

And a thousand welcomes to our new Board Members: Mary Bagby, Julie Moffitt Bagshaw, Maggie Bales, Beth Klein, and Nancy Shugart. I look forward to working with the 2005-2007 Board for the next two years.

Adele M. Polk  
President

## Calendar of Events

### Thursday-Friday, August 25-26, 2005

Two workshops at NVRC:  
"State & National Standards Training"  
"Master ASL! Level One Training"  
Presenter: Jason Zinza  
Flyer enclosed

### Saturday, August 27, 2005

Board Meeting  
Location & Time: TBA  
Contact: Adele Polk at [ampolk@staffnet.com](mailto:ampolk@staffnet.com)

### November 6-8, 2005

ASLTA Conference  
Location: Las Vegas, NV  
For more details, see:  
<http://www.aslta.com/conf2005/>

## VASLTA Board for 2005-2007

The 2005-2007 officers of VASLTA are:

President	Adele Polk
Vice-President	Cheri Martinez
Secretary	Maggie Bales
Treasurer	Nancy Shugart
PDC	Mary Bagby
Members-at-large	Beth Klein Jill Moebus Barbara Stansbury
Newsletter	Julie Moffitt Bagshaw
Web	Patricia Beech



The newsletter was created using a Macintosh PowerBook. The desktop publishing software used is "Ready,Set,Go!"

This issue will be my last one. I have enjoyed doing the VASLTA newsletters. This provided me an opportunity to learn the software packages for use with the newsletters. Julie Moffitt Bagshaw agreed to take over my position. Please give her a big warm welcome!!

Thanks,

Patricia Beech,  
Newsletter Editor  
1995-1999 and 2001-2005

### Newsletter Editor for 2005-2007

Julie Moffitt Bagshaw is the new Newsletter Editor for 2005-2007. If you are interested in working on the newsletters, please let her know.

To place an advertisement in future issues, please send your advertisement in electronic format. JPEG format is preferred, but we will consider other formats.

1/4 page	\$25.00
1/2 page	\$60.00
Full page	\$100.00

Send articles or advertisements to Julie at [jmoffitt78@hotmail.com](mailto:jmoffitt78@hotmail.com).

Thanks,

Patricia Beech  
Newsletter Editor  
1995-1999 and 2001-2005



The American Sign Language Teachers Association is holding its third national Professional Development Conference on November 6-8, 2005. The theme is "Celebrating 30 Years of Growth." The conference is coordinated by MSM Productions, Ltd.

The conference venue is the Alexis Park Resort Hotel in Las Vegas. CEUs are offered for attendees who want to earn credit towards their ASLTA and RID certifications.

For more details, see:

<http://www.aslta.com/conf2005/>

## Workshop by Cheri Martinez


- by Patricia Beech -

Cheri Martinez presented a workshop on “Framework for Instruction in American Sign Language in Virginia’s Public Schools” on October 16, 2004. She was on the task force to write the framework, and wrote curriculum for Fairfax and Loudoun County Public School Systems.

She surprised the 11 participants by giving each a binder filled with LOTS of materials including quizzes, such as:

- Sign Continuum
- Communication Continuum
- What is Pidgin Sign English?
- What is ASL?
- Features of Language Registers
- Deaf President Now
- GA and SK Etiquette

She explained which materials are good for certain levels for the purpose of reflecting the spiral of instruction from Level I to Level III in ASL at the High School level.



# Workshop by John Lewis

- by Patricia Beech -

John Lewis presented a workshop on “Using Space Effectively in ASL” on October 30, 2004. He talked about:

- a. space
  - . real
  - . token
  - . surrogate
- b. predicates
  - . verbs
  - . classifiers
- c. “Putting It All Together”
  - . story analysis
  - . exercise
- d. Lab Session
  - . videotape narrative interpretation
  - . discussion and feedback
  - . evaluation

There were 22 participants at this workshop.



# Workshop by Dr. Carol Patrie

- by Cheri Martinez -

Carol Patrie presented a workshop on “Fingerspelling” to 18 participants on February 5. She began with discussing her studies as to why many interpreters have difficulty with ASL fingerspelling, strategies to overcome these difficulties, and lastly demonstrating a computer program that she developed - which will offer a way to assist in building strong skills to read Fingerspelling.



Carol first discussed why fingerspelling is difficult for interpreters. First, we do not see the whole word. For example, when you read the name “Pat” in English you see each symbol, put it all together, and decide if “Pat” is a male’s or female’s name. However, in ASL when we interpreters see the fingerspelled word “Pat,” we see the P handshape, the A handshape, and then the T. Our brain must hold the information to place all the symbols together to determine meaning. Native ASL users have many years of practicing this before having to produce meaning, but we as interpreters are often required to determine meaning with limited experience. We as interpreters must change the template in our mind how we perceive fingerspelling.



She showed numerous videotapes where interpreters can look for and actually determine when the signer is going to use Fingerspelling. Carol recommended a strategy - viewing the videotapes in slow motion and then in normal speed again focusing on building visual perception.

in Spring 2006. This program is designed for a variety of skill levels and to be utilized daily to upgrade skills. An example of how the program works for a novice is: an English word appears on screen letter by letter; a dialogue box pops up; and the user determines the word just seen on screen from four choices.

Carol’s computer program will be available for purchase



At the beginning, words are very simple - containing three to four letters. When you proceed through the program, words will increase in complexity. This is just one example of the different skill building exercises contained in this computer program. The entire program is designed to increase our visual perception, improving our

visual recognition of ASL fingerspelled words. This was my favorite part of the workshop. This program is a definite must to add to your interpreting library of resources!

VASLTA set up a fantastic workshop. I believe all attendees would agree this workshop was definitely worth waking up early on a Saturday morning to attend!



## Workshop by Jason Zinza

- by Patricia Beech -

On Saturday, March 5, 2005, Jason Zinza presented a 5-part workshop on “How to Use *Master ASL!* within the Virginia SOLs” to 13 participants.

1. Terminology
2. ACTFL and the 5Cs
3. Virginia Standards of Learning
4. Master ASL!
5. Using *Master ASL!*

ACTFL stands for “American Council on the Teaching of Foreign Languages.” The competency formula for the Virginia Standards of Learning are:

- a. what students must do (5Cs)
- b. what students must understand (7 strains)

The five 5Cs developed by ACTFL are the national standards for foreign language teaching. They are: Communication, Cultures, Connections, Comparisons, and Communities.


The seven strains are: Language System, Cultural Knowledge, Communication Strategies, Critical Thinking Skills, Learning Strategies, Incorporating

Other Subject Area, and Technology. Those strains refer to the additional skills that the students develop as part of language learning.

*Master ASL!* is the only curriculum aligned to national and state standards for the teaching/learning of ASL as a foreign/second language. The curriculum includes textbooks, DVDs, and accompanying teacher’s guides for three levels. Each level provides a full-year curriculum including: Homework exercises, Fingerspelling, and ASL grammar.

*Master ASL!* fulfills Virginia’s Standards of Learning, reflects the 5Cs, and facilitates the incorporation of the 7 Strands. *Master ASL!* uses the user-friendly approach which is the step-by-step instruction focused on how hearing people learn ASL. The *Master ASL!* textbook series is published by Sign Media, Inc. (<http://www.signmedia.com/>).

Jason is the author of *Master ASL!*. He teaches high school and university-level ASL courses in California, and also teaches at the Center for ASL Literacy at Gallaudet University during the summer sessions. He currently serves on a task force developing the nation’s first Advanced Placement exam for American Sign Language.



Framework for Instruction in

# American Sign Language

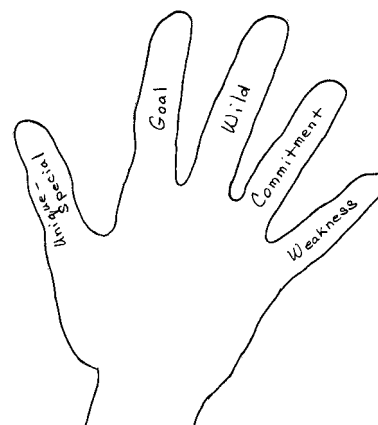
in Virginia’s Public Schools

Virginia Department of Education  
Division of Instruction

# Workshop by Meg Chojnacki

- by Patricia Beech -


Meg Chojnacki presented a workshop on “ASL/Deaf Literature” to 11 participants on April 30th. She started the workshop with an handshape activity. Everyone drew their handshape on a piece of paper, and then put down info on each finger:



- a. Thumb - unique special
- b. Index - Goal
- c. Middle - Wild
- d. Fourth - Commitment
- e. Fifth - Weakness

For my handshape activity, I wrote down: organized & multi-taking (thumb), go through pictures & make books (goal), travel & touch all states (wild), marriage & family (commitment), and taking LOTS of pictures (weakness). Meg felt that this activity was a great INTRODUCTION activity for any level.

She showed how and when to teach literature with ABC and number stories through storytelling and legends to poetry and drama. She said that NUMBER stories are great for Level 1 (see Unit 7 in “Signing Naturally Level 1”), and that we should do NUMBER stories before we do ABC stories. By Level 1, she means either High School Level 1 or College Level 2. She uses the BRAVO curriculum for subplans. She said that the BRAVO videos had cute stories. For example, in Lesson 4, there is a spider story:



- |          |                    |
|----------|--------------------|
| 1 LOOK   | 6 JUMP (spider)    |
| 2 SEE    | 7 HAIR-UP (spider) |
| 3 BUG    | 8 HATE-IT          |
| 4 SPIDER | 9 DON'T LIKE       |
| 5 SCARED | 10 SQUISH          |

For ABC stories, she said that we can do them during High School Level 2 or College Level 4. She highly recommended several websites. The handshape stories can be found in the “Signing Naturally Level 2” book.



One participant asked about how to control use of voice in classrooms. Meg suggested “Yacker Tracker” from <http://callowayhouse.com/home.asp> (see below).

For grading purposes, Meg suggested the below for receptive and expressive:

High School Level 1  
College ASL 1 & ASL 2  
80% receptive and 20% expressive

High School Level 2  
College ASL 3 & ASL 3  
50% receptive and 50% expressive

High School Level 3  
College ASL 5  
20% receptive and 80% expressive

Item #	Product Information	Price
<a href="#">99-56960</a>	<a href="#">Yacker Tracker® with Extra Bulbs</a>	\$49.95
	Electronic traffic light with extra bulbs gives students a visual/audio reminder of appropriate noise levels.	
<a href="#">99-YT16</a>	<a href="#">Yacker Tracker®</a>	\$44.95
	Electronic traffic light gives students a visual/audio reminder of appropriate noise levels.	

# Booth at NVRC's Celebrate Communication

- by Patricia Beech -

VASLTA hosted a booth at NVRC's Celebrate Communication in GMU on May 14. The booth volunteers were Mary Bagby, Patricia Beech, Cheri Martinez, Adele Polk, and Nancy Shugart. The winner of the Raffle Prize (Tote Bag) was Eleni Triantafell from Kingstowne, VA.



Nancy Shugart  
with Eleni Triantafell,  
Raffle Prize winner



The display board was put together by Kenny Hynes and Jill Moebus. The logo on the tote bag and buttons was designed by James and Patricia Beech. The video was a slideshow of pictures taken during 1993-2003 (produced by Patricia Beech for the 10th anniversary).

The award is "The Chapter Excellence Recognition Award" from NAD-ASLTA in 1998 during the NAD Conference in San Antonio, TX, in recognition of community and professional services.



Adele Polk



Cheri Martinez



Mary Bagby & Patricia Beech

# General Meeting & Election

- by Patricia Beech -

On May 16, Art Roehrig gave a presentation on “Tactile Signing and Environment.” Monica Shimmin was his tactile interpreter. Art said that there were different methods of tactile signing. One is called Print On Palm (POP), where the signer prints in large block capital letters on the palm of the Deaf/Blind person’s hand. There are some people that might have no feeling in their hands. They could use “Print On Back” of back of the hand, “Print On Back” on the person’s back, “Print On Arm,” or “Print On Chest.” Many seem to benefit more from POP than other methods.



A second method is the “Alphabet Glove.” The letters of the alphabet are printed in indelible ink on a lightweight glove. The signer touches the letters to spell out the message. The Deaf/Blind person will need to memorize the locations of the letters. Some people love this method, and still use it. Art met several Deaf/Blind Japanese people. They use the Finger-Braille method, where the signer uses six fingers in the Braille positions to indicate each letter. Another method is Tactile Sign Language. The signer signs in a normal fashion and the Deaf-Blind person feels the shape of the signs by placing their hands on top of the signer’s hands. There are many other methods of tactile signing.

We had an election of officers for 2005-2007 at the end of the meeting. The new officers are:

President	Adele Polk
Vice-President	Cheri Martinez
Secretary	Maggie Bales
Treasurer	Nancy Shugart

PDC	Mary Bagby
Members-at-Large:	Beth Klein
	Jill Moebus
	Barbara Stansbury



**2003-2005 Board**

Jill Moebus, Kris daCosta-Warshauer, Adele Polk, Patricia Beech, Cheri Martinez, and Barbara Stansbury



**2005-2007 Board**

Jill Moebus, Adele Polk, Maggie Bales, Cheri Martinez, Beth Klein, Mary Bagby, Barbara Stansbury, and Nancy Shugart

# General Meeting & Election

(continued)



Lucy Mills  
and Nichelle Wilson



Adele Polk  
and Maggie Bales



Mary Bagby



Paula Debes, Barbara Stansbury, Nancy Shugart,  
Julie Moffitt Bagshaw, and Kris daCosta-Warshauer



Cheri Martinez



Art Roehrig  
and Patricia Beech



Gary Viall and Jill Moebus



Professional Development Conference 2005  
November 6, 7, and 8, 2005  
Las Vegas, Nevada

For more information, see:


<http://www.aslta.org/>

## Profiles of Officers for 2005-2007



**President:** Adele Polk is entering her second term as VASLTA President. Prior to being President, she served on the VASLTA Board as a Member-at-Large and also as Vice-President. She teaches ASL at Woodbridge Senior High School in Prince William County, where she has taught for the past 6 years. She has also taught ASL at NVCC, both at Annandale and Woodbridge. She has a B.A. in English from McDaniel College and an M.A. in Deaf Education from Gallaudet University. She is currently working on her Provisional Certification from ASLTA. She is married and has one daughter.


**Vice-President:** Cheri Martinez is a native of Santa Fe, New Mexico, home of the New Mexico School for the Deaf, Roadrunners. Cheri is a SODA who earned her undergraduate degree at Northeastern State University in Tahlequah, OK and was awarded her Master's Degree from Gallaudet University; the first graduating class under I. King Jordan. After several years teaching in the field of Deaf Education and interpreting, she found her passion teaching American Sign Language to "hearing" high school students. She has been teaching high school students for ten years now, in addition to teaching ASL at a variety of community colleges. Cheri feels that teaching ASL provides a bridge of communication between two worlds. She has recently received her CI certificate from R.I.D. This is her second term on the VASLTA board as vice president.



**Secretary:** Born in Tennessee, Maggie Bales lived in several states and countries growing up, because her father was in the Army. She got a B.S. degree in Interpreting for the Deaf from Maryville College (TN) in 1976, and a M.S. degree in Deaf Education (K-12) from University of Tennessee in 1978. She has been married to Joel since September 1978, and has three children: Emily (24) who is married to an Air Force fighter pilot, Michael (22) who recently graduated from West Point and is now stationed at Fort Rucker, AL, training to become an Army helicopter pilot, and Julie (20) who is a junior at Clemson University with a major in nursing and minor in German. Maggie is currently employed by Prince William County Schools as Educational Sign Language Interpreter at Woodbridge Senior High School. She likes to read, exercise, and play with the family dog.



**Treasurer:** Nancy Shugart is married with three children. The family has lived in Oakton for the past 14 years, moving temporarily to Cobham, England during 2001-2002. While there she passed the Stage One British Sign Language Test, attended BSL classes and volunteered with several senior citizen Deaf Clubs. Nancy (CI, CT, VQAS II/T3) is a Staff interpreter at Sign Language Associates, Inc. She took many ASL classes and/or workshops through adult education and at El Camino Community College, the Bi-Cultural Center, Virginia Community College in Annandale, Danville, and Woodbridge, University of Tennessee, and Gallaudet. Through these experiences she has seen a wide range of instructional styles and expertise. Knowing that VASLTA and ASLTA are working to improve the quality of education available to instructors of ASL, she is looking forward to actively supporting VASLTA during her term as Treasurer.




**Newsletter Editor:** Julie Moffit Bagshaw was raised in the Fauquier County VA along with her older brother and younger sister. She went to Gardner-Webb University in NC and majored in ASL. Inspired by her two professors of ASL, Barbara Stansbury and Keith Cagle, she went on to obtain her Masters degree in Interpretation from Gallaudet University. For the past 2 years she has been a freelance interpreter in the Northern VA and DC areas. Her desire is to not only work with Deaf people but to be actively involved in the community through support and giving of her talents.



## Profiles of Officers for 2005-2007


(continued)

**Professional Development Coordinator:** Mary Moore Bagby has a progressive hearing loss that was first identified at age 4 and was profoundly deaf in the speech frequencies by late adolescence. She was educated in regular education and has degrees from the University of Texas at Austin in both Economics and English. She taught English at the college level for several years prior to becoming a full-time mother. After her sons entered school, Mary entered Gallaudet and began learning ASL. Like many other Deaf and Hard of Hearing students at Gallaudet, only a littler older, she discovered a new identity and culture at Gallaudet: one that deeply enriched her life. Since graduating from Gallaudet in 1991, she has worked primarily as a licensed mental health counselor. She also teaches ASL classes to elementary school students. Mary will be taking on the responsibility of PDC this year. She hopes members will email her at [MaryBagby@msn.com](mailto:MaryBagby@msn.com) to share their ideas about possible workshop topics and presenters. The more we know about what you want and need, the better we can plan.





**Member-At-Large:** Beth Klein has worked as an Outreach Specialist for Deaf and Hard of Hearing, a Substitute Deaf Ed and ASL Teacher. Currently, she is an Interpreter for Stafford County Schools. She also enjoys going to workshops, conferences, silent weekends, etc. and has attended over 100 events since starting her "ASL Adventure" six years ago. She is also the president of the Northern Virginia Sign Language Club and the Chairperson of the Silent Weekend 2005 (co-sponsored by NVSLC and the Virginia Registry of Interpreters for the Deaf). Although she has been around Deaf culture for over 20 years (her best friend is a CODA) she did not seriously start to study the language,

culture, literature etc until 1999. She received her ASL Career Studies Certificate from Northern Virginia Community College in 2002. After completing her studies at NVCC, she transferred to Mary Washington College obtaining a Bachelor's degree in Sociology/Psychology in 2004. Although not directly related Deaf studies, she says her degree will help in becoming a well-rounded, non-oppressive service provider in the future. When not involved with ASL/Deaf events she enjoys selling Pampered Chef, traveling and collecting dolls. Beth and her husband Dale live in Stafford VA with their six cats.



**Member-At-Large:** Born in East Liverpool, OH, Jill Moebus grew up in Trenton, NJ, and now lives with her cat, Maggie, in Sterling, VA. She graduated from Marie H. Katzenbach School for Deaf in Trenton, NJ in 1967, and received a B.A. degree in History of Art from Gallaudet University in 1972. She has worked at U. S. Geological Survey as a Visual Information Specialist for 30 years. She is looking forward to retire in 3 years or whenever she decides.

She also teaches sign language in Loudoun County. She is known as the VAD lady who sells merchandise for a VAD fund-raising project called "Leadership Training Program."



**Member-At-Large:** Barbara Stansbury was born to an all-hearing family and raised in Knoxville, TN. She went to Maryville College in TN, where she learned ASL. She has B.A. in ASL/English Interpreting, and M.A. in Sociology from UNC-Charlotte. She moved to NC in 1984, got a job at Gardner-Webb University as an interpreter. She became director of 2-year interpreting program in 1988 at GWU. She was very involved with NCRID and the local Deaf community. She developed curriculum for four-year ASL program (with minor in interpreting) in 1994 and assumed directorship of that program in 1995. She became very involved with NCAASLTA. She remained director of ASL program at Gardner-Webb until spring of 2000 (worked with Keith Cagle). She moved to this area in the summer of 2000 to take current job as Staff Interpreter with Headquarters, Army. She has ASLTA Professional Certification; RID - CT. Her hobbies are renovating their old condo, running and exercising.

# VASLTA Directory 2005

## New Members since Feb:

Julie Moffitt Bagshaw  
Cindy J. Decker-Pickell  
Dorothy Eckert  
Dawn Hitchens  
Kathleen Desmond Porter  
Christine A. Pruitt  
Sherry Royall  
Mari Tenga

## Changes to Directory 2005:

Kris da-Costa Warshauer  
Courses: ASL 1, 2, & 3 (high school)  
ASL 1 (community college)

Thomas J. Dunn  
E-Mail: blutomas@aol.com

Theresa Durham  
E-Mail: EagleHorseMom@yahoo.com



## List of Donors

Below is a list of donors from August '04 to present. Thanks so much!!!!

Gary Viall  
Theresa Durham  
Darryl Israel  
Nancy Shugart  
Juanita Hall  
Barbara Stansbury

## Additions to Directory 2005:

Dorothy Eckert  
4341 Americana Drive Unit #11  
Annandale, VA 22003-4723  
E-Mail: deeckert@juno.com  
Home: (703) 658-9772 TTY/V  
Work: (703) 905-3739 V

Cindy J. Decker-Pickell  
1711 W. Hornes Church Road  
Bailey, NC 27807-9144  
E-Mail: oneandonlyci@aol.com

Dawn Hitchens  
38308 Coles Court  
Hamilton, VA 20158  
E-Mail: dhitchens@aol.com  
dhitchen@loudoun.gov  
Home: (540) 338-0318 V  
Work: (540) 338-6800 V  
Position: Sign Language Teacher  
Courses: ASL 1, 2, 3  
Where: Loudoun Valley High School  
How many years of teaching ASL: 4 years

Christine A. Pruitt  
P. O. Box 5856  
Fredericksburg, VA 22403  
E-Mail: CPC2P83@aol.com  
Home: (540) 840-3678 V  
Work: (540) 658-6420 V  
Fax: (540) 658-6430  
Position: Educator of the Deaf Assistant  
Interpreter

Mari Tenga  
9993 Ashley Manor Court  
Fairfax, VA 22032  
E-Mail: MTenga@cox.net  
Home: (703) 323-3629 TTY/V  
Position: Interpreter





&



PROUDLY PRESENT

## SILENT WEEKEND 2005

### From ABC to RID

A Student's Journey Towards Professional Goals

OCTOBER 8 & 9, 2005

CAMP HAPPYLAND - RICHARDSVILLE, VA

If you enjoyed Silent Weekends before, it is time once again for even more fun!

If you have never experienced a Silent Weekend, now is the time to sign up for one of the most memorable weekends ever!

NVSLC and VRID invite you to join us for the first Silent Weekend in nearly 3 years - our first joint event!

This weekend will be packed with signing, workshops, games, socializing opportunities with the Deaf community, an ASL performance on Saturday evening, a panel discussion with professional interpreters on Sunday, vendors, a silent auction and a whole lot more!

We invite everyone - from beginners to advanced signers! However it is recommended that you have at least one semester of ASL Class before attempting to converse solely in ASL for 2 days.

The camp is located 17 miles west of Interstate 95, exit 130, in Virginia.

For more information see NVSLC's web site: [www.NVSLC.com](http://www.NVSLC.com)



The Virginia Registry of Interpreters for the Deaf is approved by the RID CMP to sponsor Continuing Education Activities. This program is offered for up to 1.4 CEUs or ACETs in the content area of professional studies and is at the beginner to advanced instructional level.



## Directions for NVRC

3951 Pender  
Drive  
Suite 130  
Fairfax, VA  
22030

FROM I-66: Take exit 57A (US 50-E) toward Fairfax. Merge onto Route 50 East, also known as Lee Jackson Memorial Highway. Turn LEFT onto Waples Mill Road. Turn RIGHT at light onto Pender Drive. Look on right for Fairfax Executive Park. Turn RIGHT at third entrance (left corner of Building 3949, a 3-story building). Drive toward back of complex and turn RIGHT between the 3-story building and the 1-story Building, which is 3951 Pender. Parking is in the courtyard. NVRC faces the courtyard, Suite 130. There are two entrances; one side door directly into the office (sign on door) and one facing the courtyard leading into the meeting rooms (Sign on building). Handicap accessible parking spaces with ramp are near the entrance to the meeting rooms.

FROM ANNANDALE/BURKE/SPRINGFIELD AREA: Take Braddock Road west to Shirley Gate Road (you will cross Rt. 123). Shirley Gate will cross Lee Highway and become Waples Mill Road. After crossing Route 50, turn RIGHT at light onto Pender Drive. Look on right for Fairfax Executive Park. Turn RIGHT at third entrance (left corner of Building 3949, a 3-story building). Drive toward back of complex and turn RIGHT between the 3-story building and the 1-story Building, which is 3951 Pender. Parking is in the courtyard. NVRC faces the courtyard, Suite 130. There are two entrances; one side door directly into the office (sign on door) and one facing the courtyard leading into the meeting rooms (Sign on building). Handicap accessible parking spaces with ramp are near the entrance to the meeting rooms.

FROM I-495: Take I-66 west, Exit 49 toward Manassas/Front Royal. Take 66 west to US -50 East also known as Lee Jackson Memorial Highway. Turn LEFT onto Waples Mill Road. Turn RIGHT at light onto Pender Drive. Look on right for Fairfax Executive Park. Turn RIGHT at third entrance (left corner of Building 3949, a 3-story building). Drive toward back of complex and turn RIGHT between the 3-story building and the 1-story Building, which is 3951 Pender. Parking is in the courtyard. NVRC faces the courtyard, Suite 130. There are two entrances; one side door directly into the office (sign on door) and one facing the courtyard leading into the meeting rooms (Sign on building). Handicap accessible parking spaces with ramp are near the entrance to the meeting rooms.



Division On Career Development and Transition  
13th International Conference

“Reaching New Heights: Improving Student  
Outcomes in a Diverse World”  
on October 20-22, 2005

Albuquerque Convention Center  
Albuquerque, New Mexico  
<http://www.DCDT.org/>

This year’s conference presents informative discussions, presentations, and research to national, state, and local professionals, leaders and families on critical issues facing children, adolescents and young adults with disabilities as they prepare for adult life.

Topical strands include:

- . Self-Determination and Student Involvement
- . Family Involvement in Transition
- . Postsecondary Education Services & Transition
- . Program Evaluation Models & Data Based Decision Making
- . Employment-Focused Education
- . Transition Education in Elementary and Middle Schools
- . Community Partnerships (Employers & Agencies)
- . Personnel Preparation in Transition
- . Student Diversity & Multicultural Approaches
- . Aligning Transition-Focused Education, Standards & School Reform
- . Transition Approaches for Specific Student Groups